

# SKETCH TEMPLATE

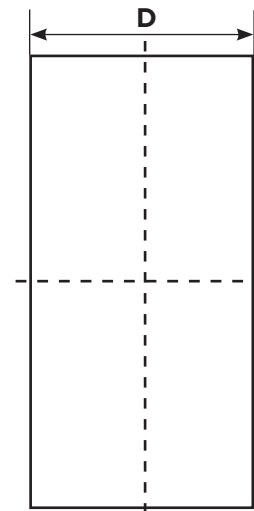
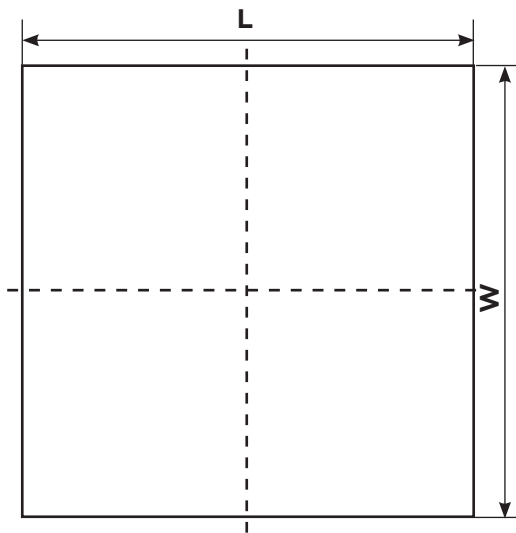
## FRAME AND FLAT HEATERS

Enquiry No.: .....  
 Order No.: .....

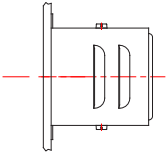
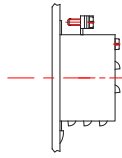
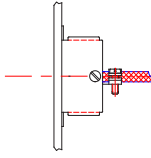
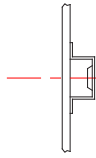


type:  B  BD  RA  
 FAK  FMK

Customer: .....  
 Street/Address: .....  
 Post Code/City: .....  
 Contact: .....  
 Direct dial: .....

QTY: .....  
 Size: L =      W =      D = .....  
 Volt: .....  
 Watt: .....  
 Brass baffle plate



Please transfer the letters to the appropriate locations in the sketch.

<b>A:</b> contact fitting type KO	<b>B:</b> cable fitting type KA	<b>C:</b> nozzle cap with solid leads	<b>D:</b> thermocouple connector	<b>E:</b> borehole	<b>F:</b> clamp lock position
					
please indicate lead exit direction by arrow and specify if necessary lead length			state thread	state Ø	only with frame heaters

